

WD-215T | WD-275T | WD-66CTS  
WD-40BRE | WD-ACS47D  
ACS400HC | ACS800



TRAY AND CUTLERY DISHWASHERS

**Clean, smooth**  
and hygienic

**Wexiödisk**<sup>W</sup>

## Can you combine quality, green thinking and ergonomics?

*At Wexiödisk our answer to this question is yes! We call it eco-design. Since we started in 1972 our philosophy has been to work with a focus on quality and sustainability and with the environment as a starting point. Without, of course, forgoing ergonomics and a good working environment.*

Our vision is a circular economy, which means that the economic cycle is not linear but rather circular, with the focus on sustainable development. Wexiödisk develops high-quality products and carefully selects each component. All to help prolong a product's life cycle and conserve natural resources. Our ethos has always been that every dishwasher we develop should be more resource-efficient than the previous model.

### FOR US, A CIRCULAR ECONOMY IS:

- w **A functional stainless steel design that delivers sustainability and a long service life.**
- w **Servicing is normally carried out from the front of the machine. Components can be accessed more easily, making servicing quicker.**
- w **We keep people in mind by including functions during the design stage that improve and make things easier for staff.**
- w **Reduced water consumption through SMART functions without compromising on wash results.**
- w **Heat recovery ECO-FLOW saves energy and improves the environment in the dishwashing room.**
- w **We are continuously striving to develop new solutions in order to save even more water and energy and further reduce the need for chemicals.**

Pursuing a **circular economy** has been an element of our Småland brand **since we started in 1972.**

# Compact, robust and reliable



Wexiödisk's WD-215T and WD-275T are two compact dishwashers that wash trays with high efficiency. The machines have the same functions but differ in size and capacity. The tray dishwashers can be integrated into a tray handling system with automatic tray loading and output to a dispenser.

#### HIGH CAPACITY

WD-215T washes up to 16 trays a minute while WD-275T has a slightly higher maximum capacity of up to 20 trays a minute. This is because WD-275T has an extra 600 mm drying zone. Both the machines take standard sized trays up to 530x330 mm. Wexiödisk can also customise the tray dishwashers for different kinds of trays.

#### WD-TOUCH - EASY TO USE

An easy-to-use digital display helps you using built-in guides throughout the entire washing process. The display also works even when the user is wearing gloves, which is important from a hygiene perspective.

#### WASHES NO EMPTY SPACE

The feeding system is developed to wash trays in the upright position and together with the gradual feeding ensures the efficient washing and drying of the trays. At the same time there are no losses by washing and rinsing empty spaces. When there are no trays fed into the machine, the dishwasher stops automatically. This smart system means that no water is used unnecessarily. As soon as trays are fed into the machine again, the washing process restarts. In this way, huge amounts of water are saved.

#### SILENT OPERATION AND LOW ENERGY CONSUMPTION

In order to create a more pleasant working environment for staff, both WD-215T and WD-275T are sound and heat insulated. The machines also have a well-developed heat recovery system, ECO-FLOW, which means extremely low energy consumption. The tray dishwashers are available as either electrically-heated or steam-heated.

#### HYGIENIC AND ERGONOMIC


Both the machines are equipped with well-balanced sliding doors on the sides, which can be removed for cleaning. This also makes it easier and quicker to clean the machine inside.


#### EASY TO SERVICE

All components are easily accessible from the front of the machine, which makes it easy to service the machine and thereby avoid long periods of downtime.

*The robust stainless steel design allows the machines to last a long time and guarantees good profitability in the dishwashing room.*




 <b>WD-215T</b>	
<b>Capacity (trays/hour)</b>	960
<b>Max. tray size (mm)</b>	530x330 mm
<b>Number of drying zones</b>	1

 <b>WD-275T</b>	
<b>Capacity (trays/hour)</b>	1200
<b>Max. tray size (mm)</b>	530x330 mm
<b>Number of drying zones</b>	2

# Washing trays and cutlery in the same machine

*In the tray and cutlery dishwasher WD-66CTS, trays and cutlery are washed at the same time with high capacity. Cutlery and trays are washed in an upright position and with the help of efficient washing and drying zones, a thorough washing and drying result is guaranteed. The machine provides a good working environment thanks to the double heat recovery ECO-FLOW / HEAT-FLOW.*



 <b>WD-66CTS</b>	
<b>Capacity (trays/hour)</b>	1500
<b>Capacity (cutlery/hour)</b>	4500
<b>Max. tray size (mm)</b>	530x530 mm
<b>Number of drying zones</b>	2

## WASHING TRAYS AND CUTLERY AT THE SAME TIME

WD-66CTS washes as many as 1,500 trays per hour and can handle trays up to 530x530 mm. The efficient belt in the tray and cutlery dishwasher is cleverly constructed and provides space for both trays and cutlery side by side. WD-66CTS can be integrated into a tray and cutlery handling system with automatic in and outfeeding.

The cutlery can be mixed and washed standing in the conveyor belt's cutlery cups. The cups are made from stainless steel, are durable and designed so that no pieces of cutlery obstruct each other. The cutlery is then collected in a plastic box or on a belt connected directly to a cutlery sorting machine. In the cutlery sorting machine, the sorting takes place without hands needing to touch the cutlery.

## WD-TOUCH - EASY TO USE

An easy-to-use digital display helps you using built-in guides throughout the entire washing process. Here, you can read the wash temperature and rinsing time etc. The display also works even when the user is wearing gloves, which is important from a hygiene perspective.



*Only a few parts need to be removed for daily cleaning.*

## A DISHWASHER WITH HIGH FLEXIBILITY

WD-66CTS can act as a backup machine by washing the goods in washing baskets. Heavily soiled loads e.g. canteens can be placed directly on the belt.

## IMPROVED WORKING ENVIRONMENT AND LOW WATER AND ENERGY CONSUMPTION

The machines provide a good working environment thanks to the double heat recovery ECO-FLOW / HEAT-FLOW. The machine is also heat- and sound-insulated, which makes working in the dishwashing room more pleasant for staff.

## HYGIENE AND DAILY CLEANING

The daily cleaning should be easy to carry out. The large and well-balanced doors are easy to open and have smooth backs, which facilitates cleaning.

The wash arms can easily be removed and cleaned and the in and outfeed strainers can be taken out to be emptied. All elements for daily cleaning can also be dismantled by hand without the need for any tools.



*At the in-feed and in the pre-wash zone, there is a strainer level that catches food scraps. The strainer can easily be removed without tools for cleaning. The tank water stays clean longer and extends the time between water changes.*


## Savings with smart functions

Significant energy is saved with our efficient heat recovery system. Tray dishwasher WD-66CTS is equipped with several smart functions.

**ECO-FLOW.** This smart function manages the damp steam and energy that is generated in the washing process before it leaves the machine and is vented away from the dishwashing room. Using a heat recovery unit placed on top of the machine, energy is transferred from the steam to the incoming cold water.

**HEAT-FLOW.** The cold water then passes through the heat exchanger HEAT-FLOW, placed in the pre-wash tank. This smart function also reduces the temperature in the pre-wash tank and prevents starch and proteins from attaching to the dishware. The incoming cold water for the final rinse therefore gets heated up and keeps energy consumption to a minimum.

**BY-PASS.** The smart function does not just reduce chemical consumption but also keeps the water in the pre-wash tank cleaner for a longer period of time.



### 1,500 trays/hour

WD-66CTS can be integrated into a tray handling system with automatic loading of trays and output to one or more dispensers.

### Up to 4,500 cutlery pieces/hour

The cutlery can be mixed and washed standing in the conveyor belt's cutlery cups. The cups are made from stainless steel, are durable and designed so that no pieces of cutlery obstruct each other.



## Easy operation with WD-Touch

Our dishwashers have a simple display that guides you through the entire washing process. The display is user friendly and has an intuitive interface that makes it easy to navigate between the various functions. WD-Touch even supports local languages.

The control system also includes built-in guides that facilitate daily cleaning, servicing and repairs. The display also works when the user is wearing disposable gloves, which is important from a hygiene perspective.



### SAFETY

– the display is clear and guides you through the entire washing process and ensures the wash temperature.

### INFORMATIVE

– simple adaptation of choice of language and clear reading of the washing process, even from a distance.

### SERVICE

– quick error reporting simplifies servicing and minimises unnecessary downtime.


### HYGIENIC

– built-in guides showing how the daily cleaning is to be carried out.

## Compact tray dishwasher for automatic systems

Tray dishwashers are efficient and time-saving for staff in the kitchen and can be connected to an automatic tray handling system.



 <b>WD-40BRE</b>	
<b>Capacity (trays/hour)</b>	1200
<b>Max. tray size (mm)</b>	580x530 mm
<b>Number of drying zones</b>	1

Tray dishwasher WD-40BRE consists of a pre-rinse zone, chemical wash zone, final rinse zone and an efficient drying zone. The smart feed system in combination with the trays being washed standing up provides high capacity and optimal utilisation of the washing and drying functions.

### SMART FUNCTIONS

WD-40BRE is equipped with smart functions such as heat recovery which means low energy consumption. Using a heat recovery device, ECO-FLOW, located above the machine, the energy is transformed from the steam to the incoming cold water. The tray dishwasher is also both sound and heat insulated which provides a much better working environment in the dishwashing room.


### EASY CLEANING AND SERVICING

Well-balanced and ergonomic sliding doors give good access for daily cleaning of the machine. All servicing can take place from the front of the machine which prevents long-term downtime and facilitates service work.

### EFFICIENT TRAY HANDLING

Tray handling can take place in several ways; manual loading and unloading, or, to achieve an efficient and ergonomic way of working, by automating the tray handling. By connecting the dishwasher to a tray handling system, manual work is reduced.



 <b>WD-ACS47D</b>	
<b>Capacity (cutlery/hour)</b>	6000
<b>Number of drying zones</b>	2

## Washing cutlery with optimum wash results

In hospitals and other larger dishwashing facilities, large quantities of cutlery are washed daily. Thanks to its solid construction, cutlery dishwasher WD-ACS47D is a reliable and robust dishwasher that can easily handle the most demanding environments and high cutlery volumes.

### SMART FUNCTIONS

The unique rinse and feed system in WD-ACS47D gives a perfect wash result and the cutlery comes out spotless.

Like with all Wexiödisk dishwashers, the construction is sound and heat insulated, which gives the user a significantly better working environment. On this model, all servicing takes place from the front.

WD-ACS47D consists of a pre-rinse zone, two chemical wash tanks, double final rinse and a drying zone.

### HYGIENIC MANAGEMENT

The cutlery dishwasher normally includes an automatic cutlery handling system. The cutlery is washed and sorted without manual touching. The only people who touch the cutlery are the guests.

The dishwasher can be supplemented with cutlery sorting machine ACS400HC or ACS800. (see page 14)

# Hygienic and *efficient* *sorting*

With Wexiödisk ACS800 Dynamic cutlery sorter, the previously time-consuming hand sorting of cutlery is minimised. The clean and dry cutlery is fed automatically via a buffer belt to the machine.



## SAVES TIME

The cutlery sorter can be combined with cutlery dishwasher WD-66CTS or WD-ACS47D. The cutlery sorter indicates when it is time to replace full boxes with sorted cutlery. The operator can then manage the cutlery sorter alongside other work tasks, which saves a lot of time in the dishwashing room.

By using the sorter's conveyor belt for intermediate storage of washed cutlery, sorting can be delayed to even out the peak loads in the dishwashing room. In this way work can be spread more evenly throughout the day.

## HYGIENIC

No hands or fingers come in contact with the washed cutlery. The guest is the first to touch the cutlery after it passes through the dishwasher, is washed and then rinsed in 85-degree fresh water.

## ACS800

<b>Capacity (cutlery/hour)</b>	2,500–3,600
<b>Cutlery, length (mm)</b>	100–215 mm
<b>Cutlery, width (mm)</b>	5–46 mm
<b>Cutlery, height (mm)</b>	1–30 mm

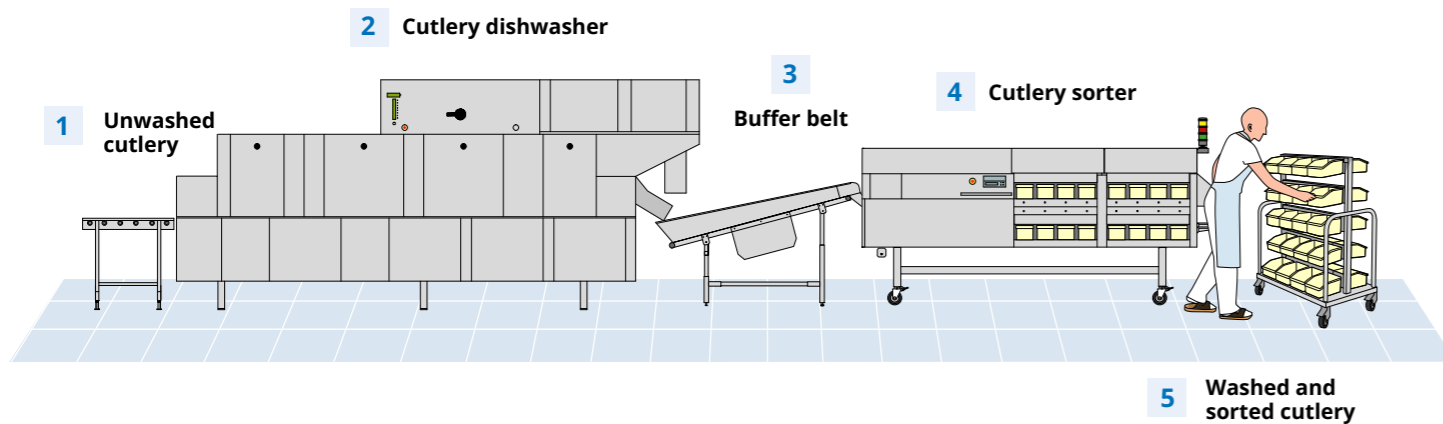
## USER-FRIENDLY

The control panel only has two buttons to operate and a display with instructions in the local language. The display provides simple instructions. A high up light makes it easy to see the operating status of the cutlery sorter from a distance. When sorted cutlery boxes are full, a yellow light blinks. Then it is time to replace all the full boxes of sorted cutlery. The machine is equipped with soundproofing to reduce the sound of the cutlery.

## SERVICE-FRIENDLY

In connection with the installation, users and local technicians are always trained on how care and preventive management are to be carried out. The machine delivery includes a spare parts set with the most common wear parts to ensure no unnecessary downtime.

## Professional flow in the dishwashing room



### 1 UNWASHED CUTLERY CAN BE FED INTO THE MACHINE IN VARIOUS WAYS

- Through automatic picking from trays
- Through manual feeding into the dishwasher

### 2 CUTLERY DISHWASHER

In order to achieve a completely automatic and rational flow in the kitchen, several different types of dishwasher can be used together with the cutlery sorter:

- Cutlery dishwasher type WD-ACS47D
- A combined tray and cutlery dishwasher, type WD-66CTS
- A flight-type dishwasher with cutlery tracks, type WD-B 550-950S

### 3 BUFFER BELT

The buffer belt is used for transporting clean and dry cutlery from the dishwasher to the cutlery sorter and for intermediate storage of cutlery. Intermediate storage of cutlery evens out production peaks and makes the workload in the dishwashing room more equal. The length of the belt determines the storage capacity. The longer the belt the more storage possibilities. The standard lengths are 1.5-3.5 metres, and lengths can be adapted to clients as needed.

### 4 ACS800 CUTLERY SORTER

Capacity 2,500-3,600 pieces of cutlery/hour depending on the size, weight and shape of the cutlery. Normally 3-4 types of cutlery are sorted (spoons, forks, knives), but up to 8 different types can be sorted at the same time.

Almost all cutlery can be pre-programmed as long as the length of the cutlery does not exceed 215 mm.

### 5 RACK TROLLEYS

Rack trolleys are used for both storage and transport of clean and sorted cutlery.

**SAVE TIME AND MONEY**  
– no manual sorting of cutlery.

**EFFICIENT**  
– up to 8 different kinds of cutlery can be sorted at the same time.

**HYGIENIC**  
– no fingers come in contact with the cutlery.

**USER-FRIENDLY**  
– easy to read operating status







# Wexiödisk<sup>W</sup>

Wexiödisk AB, Mårdvägen 4, SE-352 45 Växjö, SWEDEN  
Tel. +46 470 77 12 00, fax +46 470 237 52, e-mail [wexiodisk@wexiodisk.com](mailto:wexiodisk@wexiodisk.com)  
[wexiodisk.com](http://wexiodisk.com)

an Ali Group company



The Spirit of Excellence