



WD-90 DUO TOUCH

COMBI DISHWASHER

(with or without granules)

- High capacity in small areas. The unique DUO-system makes it easy to switch between normal and heavily soiled items.
- The WD-Touch display guides you through the washing process with an intuitive touch screen. Easy navigation with built-in user manuals.
- No strenuous prewash. Granules scrub away the food residue in the machine.
- Fast drying. Efficient and energy-saving centrifugal spin cycle.
- Robust and durable. Made from stainless steel and high quality components.
- Easy to use – user-friendly panel with a total of nine programmes for normal and heavily soiled items.
- Easy to clean. Improves hygiene.
- Easy to serve. All service is managed from the front or side.
- HACCP documentation – a system that simplifies self checking.
- Ergonomic features. Automatic hood lift means less strain and a better working environment.
- ECO-Flow – Energy efficient heat recovery. The condensing unit removes and recycles the heat from the previous wash (optional).
- Accessories incl in delivery: 1 round potwash cassette, 1 dishwashing basket - flat plates, 1 dishwashing basket - cutlery, 1 dishwashing basket - glasses, cleaning scraper and granules 10 kg.



OPTIONS

- Condensing Unit with heat recovery by exhaust steam. The dishwasher is connected only to cold water.
- Web Tool with consumption report
- Marine version 400V/3/50 without neutral
- Marine version 440V/3/60 without neutral
- Drain pump
- Connection power restriction SICOTRONIC
- Dockable loading trolley 900 mm 209.7454

EXTRA EQUIPMENT

- Round potwash cassette (1 pc incl.)
- Washing basket 500 x 500 for plates (1 pc incl. in delivery)
- Washing basket 500 x 500 for cutlery (1 pc incl. in delivery)
- Washing basket 500 x 500 for glasses (1 pc incl. in delivery)
- Granules 10 kg (incl. in delivery)
- Cleaning scraper (1 pc incl. in delivery)
- Folding table, right or left
- Folding table, front
- Trolley
- Loading table
- Sous vide basket

ACCESSORIES TO POTWASH CASSETTE

- Holder 209.7277
- Flexibel insert 209.7481
- Rubber strap 209.7272
- Support for pots and pans 209.7252
- Cutlery and utensil holder 209.7251
- Holder for 2/1 containers 209.7484
- Holder for GN 1/3 containers 209.7485
- Holder for GN 1/4 containers 209.7486
- Holder for ABC containers 209.7487
- All-round holder 209.7273
- Holder for small pots 209.7279
- Wire basket for small utensils 209.7278

TECHNICAL DATA	WD-90 DUO TOUCH
Granule wash pump (kW)	2.2
Wash pump pot wash (kW)	1.5
Wash pump (kW)	0.74
Booster heater (kW)	12
Heater tank (kW)	9
Motor rotating table (kW)	0.55
Rinse/booster pump (kW)	0.67
Heat recovery fan (kW)	0.129
Tank volume (litres)	90
Granule amount (kg)	5
Weight machine in operation with condensing unit (kg)	445
Weight machine in operation without condensing unit (kg)	415
Degree of protection (IP)	IP55

CAPACITY AND OPERATION DATA	WD-90 DUO TOUCH
Capacity max number GN 1/1-canteens per wash / Capacity max number GN 1/1-canteens per hour	6 + 1 / 191
Capacity normal wash for glass and china, max number of baskets per hour	46
Normal wash for glass and china	
Programme 1 (min)	1.3
Programme 2 (min)	1.8
Programme 3 (min)	3.3
Heavily soiled wash with granules	
Programme 1 (min)	2.2
Programme 2 (min)	4.2
Programme 3 (min)	6.2

CAPACITY AND OPERATION DATA	WD-90 DUO TOUCH
Heavily soiled wash without granules	
Programme 4 (min)	2.2
Programme 5 (min)	3.7
Programme 6 (min)	6.2
Water consumption/rinse (litres/programme)	4 - 6
Water consumption/cooling (litres/programme)	0 - 1.5
Sound level* (dB(A)) program with granules	70
Max. surface temp. at room temp. 20 degrees C	35

* A-weighted sound pressure level, L_{pA}

CONNECTION, WATER, DRAIN AND VENTILATION	WD-90 DUO TOUCH
Hot water (50 - 65 °C) external thread	1/2"
Cold water (5 - 12 °C) external thread	1/2"
Drain PP-pipe (mm)	Ø 50
Water pressure, max (kPa)	600
Water pressure, min (kPa)	50
Water capacity flow (litres/min)	5
Capacity floor drain (litres/sec)	3
Heat load to the room WD-90 DUO standard (total, sensible, latent) (kW)	1.5 / 1.0 / 0.5
Heat load to the room WD-90 DUO with condensing unit (total, sensible, latent) (kW)	1.2 / 0.7 / 0.5

CONNECTION, MACHINE	WD-90 DUO TOUCH
Total connected power	14.7
Main fuse (400-415V, 3N~, (A)	25
Max. connection area (400-415 V, 3N~ (mm²)	6


SIZE AND WEIGHT FOR TRANSPORTATION	WD-90 DUO TOUCH
Size L x W x H (mm)	1160 x 950 x 1940/2040
Weight machine incl. packaging (kg)	350
Weight machine + condensing unit incl. packaging (kg)	380

Accessories for WD-90 DUO TOUCH – a selection for different types of dishware



ROUND POTWASH CASSETTE

Capacity 6+1 GN 1/1 65 mm.
The basket is adapted to accommodate canteens of various sizes.
Product no 209.7450



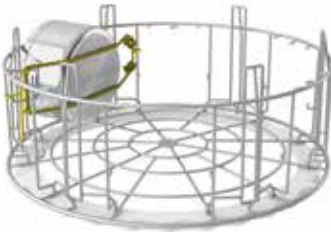
HOLDER

For 2/1 containers, grids and baking plates.
Product no 209.7484



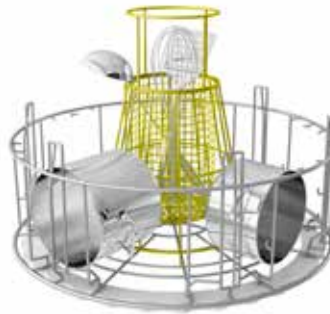
FLEXIBLE INSERT

Product no 209.7481



RUBBER STRAP

Product no 209.7272



SUPPORT FOR POTS AND PANS

Product no 209.7252



SOUS VIDE BASKET

Specially designed basket for steel containers that replaces existing disposable and plastic containers. Possible to wash 9 pcs of GN 1/2 + 9 lids, in total 18 items.
Product no 209.7490

CUTLERY AND UTENSIL HOLDER

Product no 209.7251

Extra equipment for WD-90 DUO TOUCH



FOLDING TABLE RIGHT

Product no 209.7452 (right)



TROLLEY

Product no 209.7462



LOADING BENCH

Product no 209.7270



DOCKABLE LOADING TROLLEY 900 MM

Product no 209.7454

FOLDING TABLE LEFT

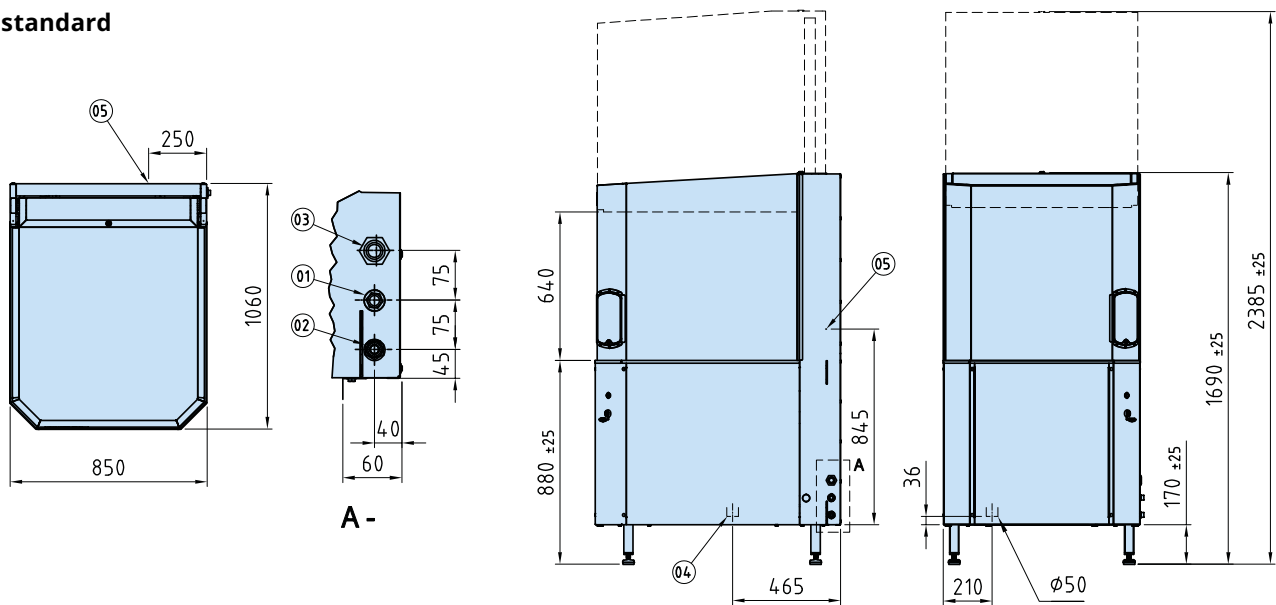
Product no 209.7453 (left)

FOLDING TABLE FRONT

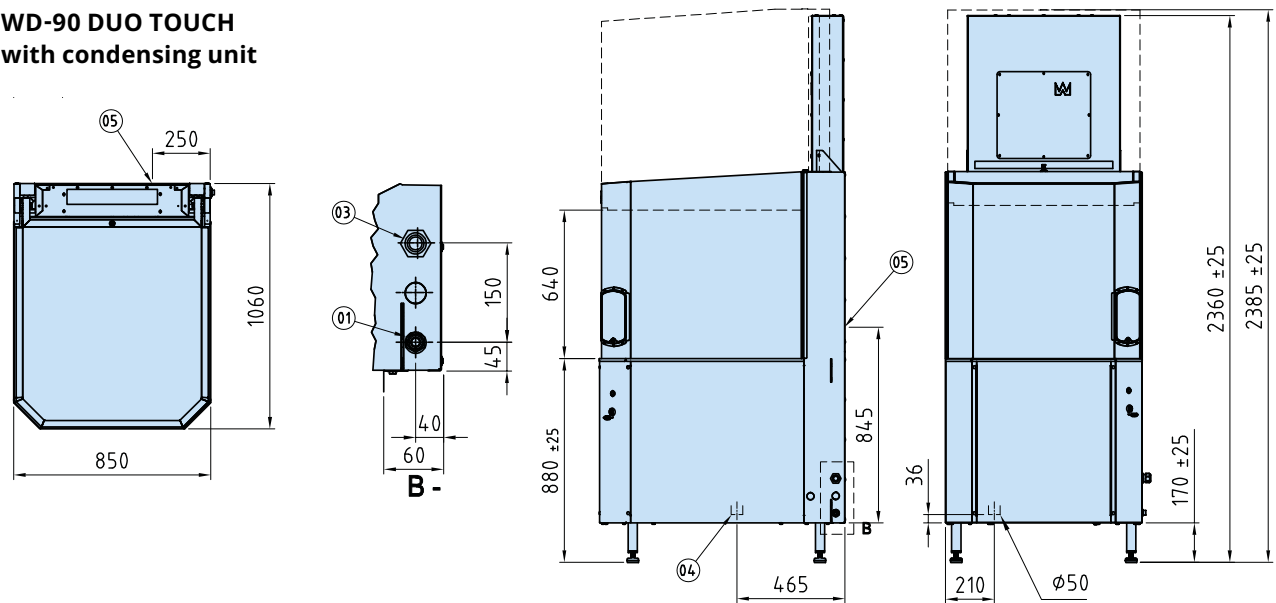
Product no 209.7451 (front)

Wexiödisk

WD-90 DUO TOUCH standard

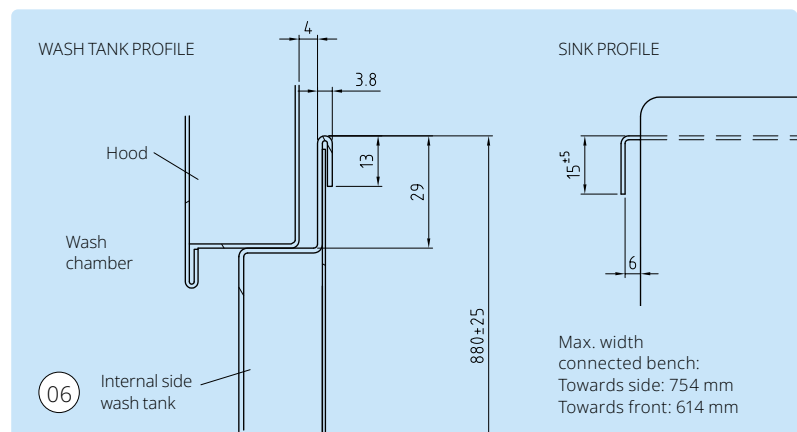


WD-90 DUO TOUCH with condensing unit



- 01. Cold water connection
- 02. Hot water connection
- 03. Electrical connection
- 04. Drain
- 05. Detergent connection
- 06. Sink connection

We reserve the right to change technical data.



Wexiödisk